

PHOENIX High Bay Lights



High lumen - Dimmable - Long warranty - Cost effective

Model	Wattage	VEET	IPART	Lumens	Colour	Warranty
LPPHB80W	80	Approved	Approved	13,160	5,000k	5 years
LPPHB110W	110	Approved	Approved	18,380	5,000k	5 years
LPPHB140W	140	Approved	Approved	24,560	5,000k	5 years
*LPPHB180W	180	Approved	Approved	29,600	5,000k	5 years



Quick-Fit Motion Sensor
Screws into place in 10 Seconds

Features & Benefits

- Patented extruded Alloy lamp body resulting in an extremely low case temperature.
- 1.2m lead with plug top included.
- Easy to install with O hook. Fixing bracket optional.
- Floating driver ensuring greater heat dispensation.
- Upto 170 LM/W
- 5 year Warranty
- Dimmable as standard - 1 to 10v.
- Extra long life time expectancy with an extremely low case temperature.
- VEET & IPART pending.
- Quick-fix motion sensor options available - Installation takes 10 seconds.
- TM21 - L70 = 60,000 hours
- Lumiled Chip Package



Dimensions & Weight

Model	Width	Height	Net Weight
LPPHB80W	295mm	178mm	5.2kg
LPPHB110W	295mm	178mm	5.2kg
LPPHB140W	295mm	179mm	5.2kg
LPPHB180W	329mm	189mm	6.1kg

Technical Specifications

Voltage AC100/240V	Wattage 80w / 110w / 140w / 180w	Beam Angle 120° / 60°	Colour 5,000k	Life Cycle 60,000+ Hrs
IP Rating IP66	VEET/ESS/REES Pending	Accessories Motion Sensor / PE Cell	Dimmable Yes - Standard	Ideal Op Temp -35°C to +50°C

* Please Note: Limited or no stock available. Please call to confirm ETA.

PHOENIX High Bay Lights



High lumen - Dimmable - Long warranty - Cost effective

Step-Dimming Function - Motion Sensor

The motion sensor accessories can be simply fitted within 10 seconds by screwing in the unit into place. Once installed the units can be customized to suit an individual sites preferences, with sensitivity, hold time and brightness. Please review the technical specs below or instruction manual for further details.

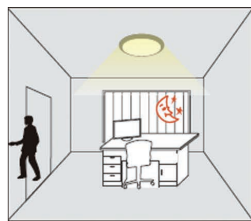


Motion Sensor simply screws into place in under 10 seconds
(Sold Separately)
Part No: LPUMS

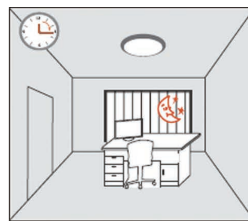
*Please note, factory settings can all be overwritten and controlled by a remote control - Not Inc



When movement is detected, the fitting will turn on and stay on for the selected period of time allocated via the remote control. RC unit is sold separately.



Once the step 1 function has run, the fitting will drop to the selected brightness for the selected period of time subject to no further movement.



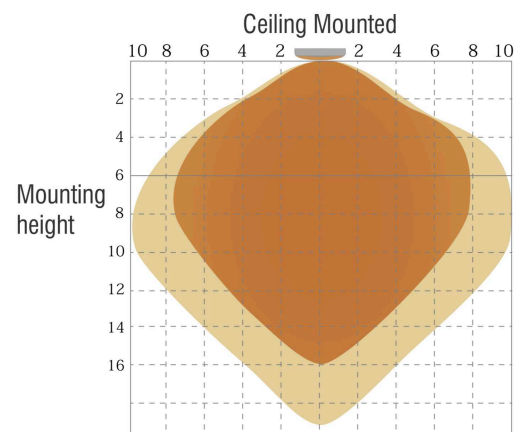
After the step 2 function has run and subject to no further movement, the fitting will either hold the selected brightness or turn off if selected.

Motion Sensor Remote Control
(Sold Separately)
Part No: LPUMSRC



Motion Sensor - Technical Specs

Operating voltage	10-15V DC
Operating current	30mA±5%
Output	DIM 1-10V
Stand-by power	<0.5W
Detection area	25%/50%/75%/100%
Hold time	5s/30s/1min/3min/5min/10min/20min/30min
Daylight threshold *	2Lux/10Lux/50Lux/80Lux/120Lux/Disable
Stand-by period	0s/10s/30s/1min/5min/10min/30min/+∞
Stand-by dimming level	10%/20%/30%/50%
Microwave frequency	5.8GHz±75MHz
Microwave power	<0.3mW
Detection angle	30-150°
Mounting height	Max.15m(ceiling mounted)
Detection range	Max.∅14m(ceiling mounted)
Operating temperature	-20°C~+60°C
IP rating	IP65



* Certified for MOTION SENSOR FUNCTIONS ONLY. Functions of daylight threshold are limited. Please contact us for details